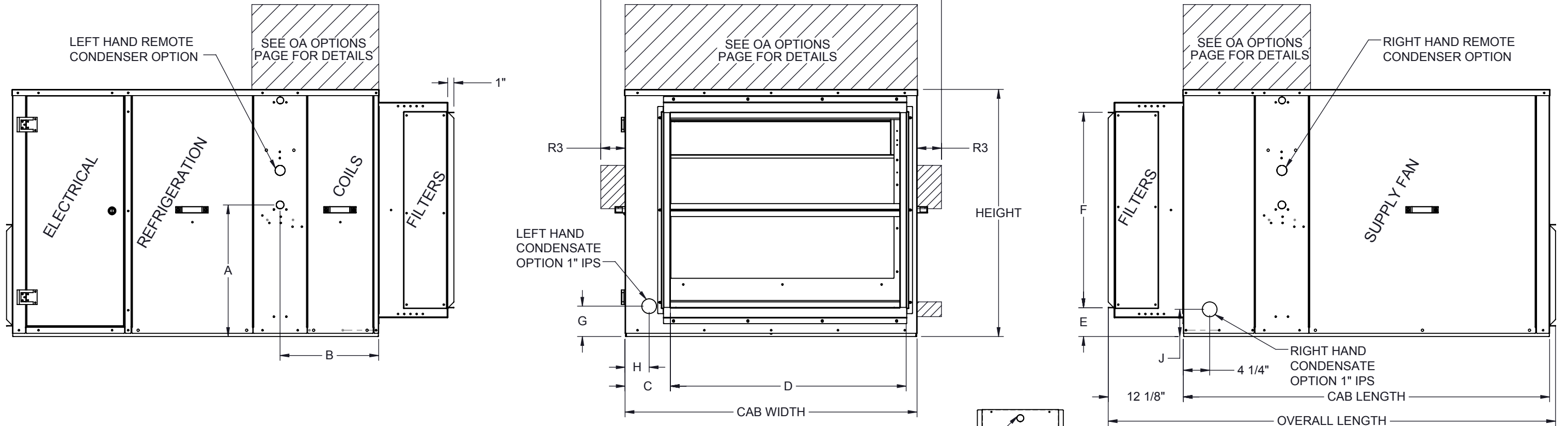


LEFT SIDE ACCESS VIEW

FRONT/INTAKE/RETURN VIEW

RIGHT SIDE ACCESS VIEW



#	DESCRIPTION OF LABELED AREAS	LW03	LW05	LW08	LW10	LW12	LW15
R1	REMOTE COND. SUPPLY (TUBE)	5/8	7/8			1 1/8	
R2	REMOTE COND. RETURN (TUBE)		1/2		5/8		
R3	REMOTE COND VALVE WIDTH	5 1/8	5 3/4			6 1/2	

**WEIGHTS REFLECT FULLY OPTIONED UNIT ESTIMATE**

NOMINAL TONNAGE	WEIGHT (LBS)
LW03	800
LW05	1000
LW08	1300
LW10	1600
LW12	1600
LW15	2050

**EXPERT AIRE FILTER INFORMATION**

UNIT	RETURN AIR	DA PART NUMBER
	FILTER SIZE	QTY
LW03	20x25	1
LW05	20x20	2
LW08	16x20	4
LW10	20x25	
LW12		
LW15		

**OUTSIDE AIR BOX FILTERS**

UNIT	FILTER SIZE	QTY.	1" FILTER
LW03	16x16	2	870-001
LW05			
LW08			
LW10		3	
LW12			
LW15			

UNIT	OVERALL WIDTH	OVERALL LENGTH	CABINET HEIGHT	CABINET WIDTH	CABINET LENGTH	A	B	C	D	E	F	G	H	J	K							
LW03	37 1/4	59 1/4	30 3/8	34 3/8	46 1/4	15	16 7/8	6 1/2	22 3/4	6 1/2	19 3/4	2 3/8	4 5/8	2 3/8	4							
LW05	48 1/4			45 3/8	46 1/4																	
LW08	50 1/4	72 1/4	39 7/8	47 3/8	59 1/4	21 1/4	15 7/8	6	37 1/8	4 5/8	31 1/2	4 7/8	3 7/8	4 3/8	5 1/2							
LW10	56 1/8	77 1/8	52 7/8	53 1/4	64 1/8	27 7/8	17 3/4									3 1/8	47 1/8	9 1/2	39 1/2	5 3/8	4 7/8	4 1/4
LW12																						
LW15																						

Desert Aire has a policy of continuous product and quality improvement. Specifications and dimensions are subject to change without notice. This drawing and information contained herein are the exclusive property of the Desert Aire Corporation. Any use detrimental to the interests of Desert Aire is prohibited.

All Dimensions in Inches  
All Angles 90°  
All outside corners 0.125" fillet  
Unless Otherwise Specified

Third Angle Projection

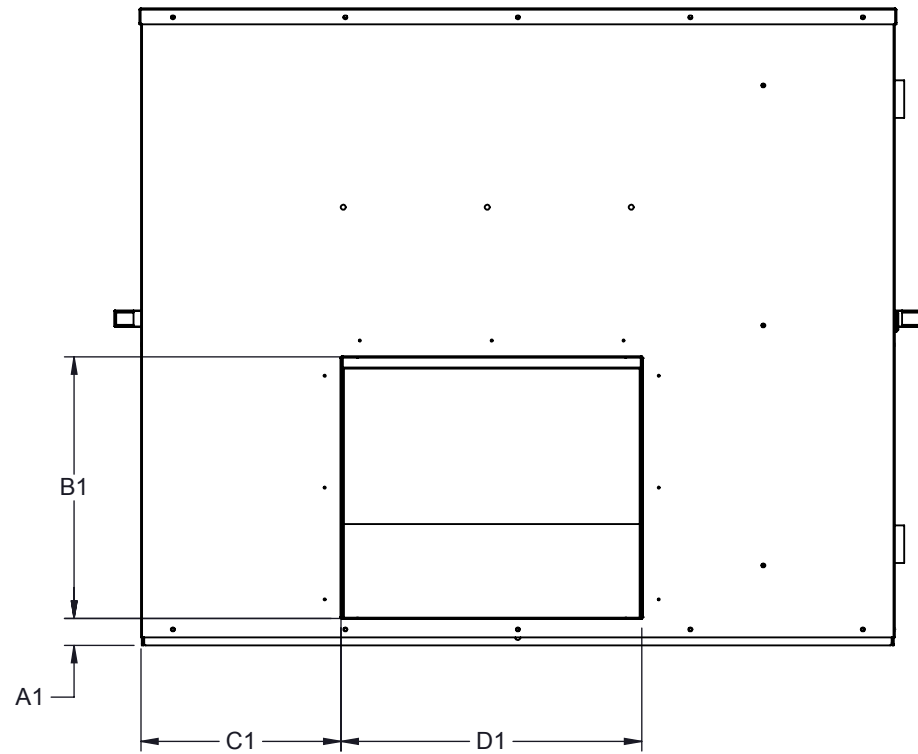
Tolerance Unless Otherwise Specified  
X.X ±.125  
X.XX ±.060  
X.XXX ±.030  
Angles ±1°



Drawn	ASV	Date Released	07/22/2016	Description	EXPERTAIRE GA
Sheet	1/3	Page Title	LW CAB LAYOUT		
Scale	NTS	Rev.	0	Drawing Number	G305-001

ALL DIMENSIONS ARE IN INCHES  
TOLERANCE ± 1/8"

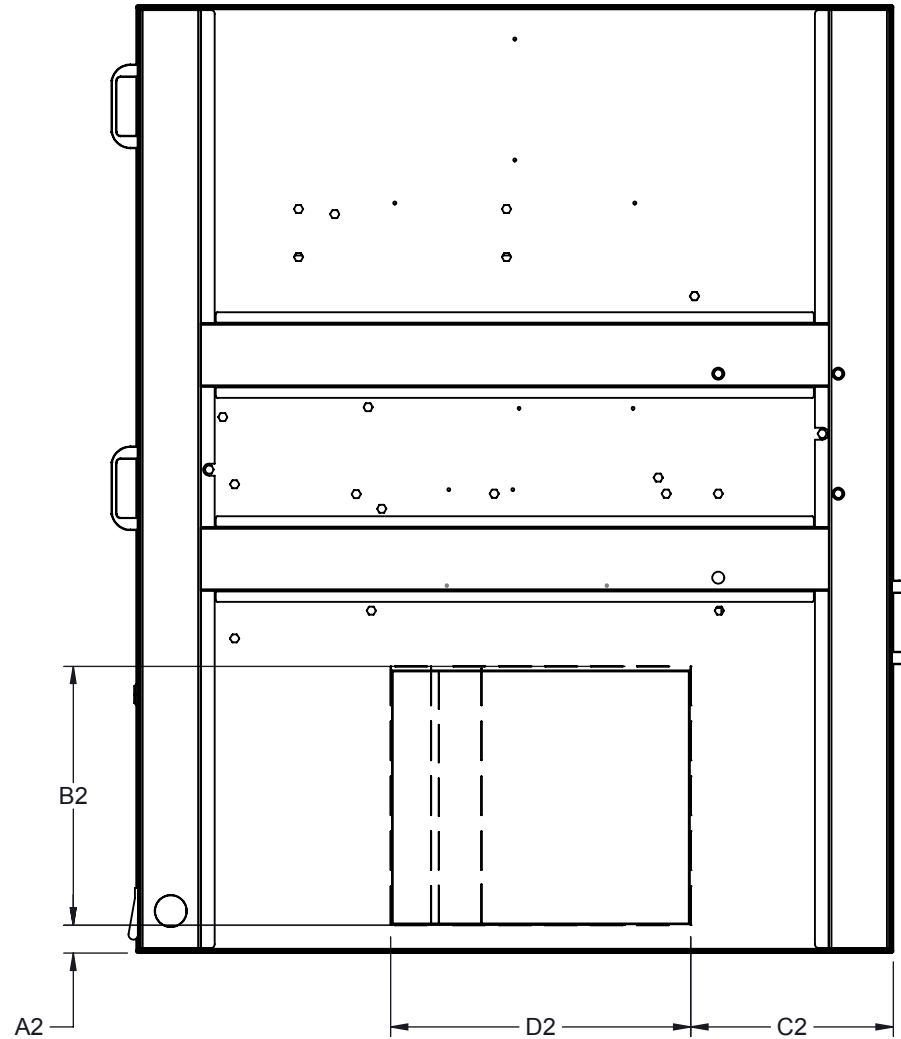
### HORIZONTAL DISCHARGE



HORIZONTAL DISCHARGE				
UNIT	A1	B1	C1	D1
LW03	1 1/4	12 3/4	8 1/2	13 3/8
LW05		13 3/4	14	15 7/8
LW08	1 3/4	16 3/8	12 1/2	18 7/8
LW10	2 1/4	19 1/8		
LW12				
LW15				

### BOTTOM DISCHARGE

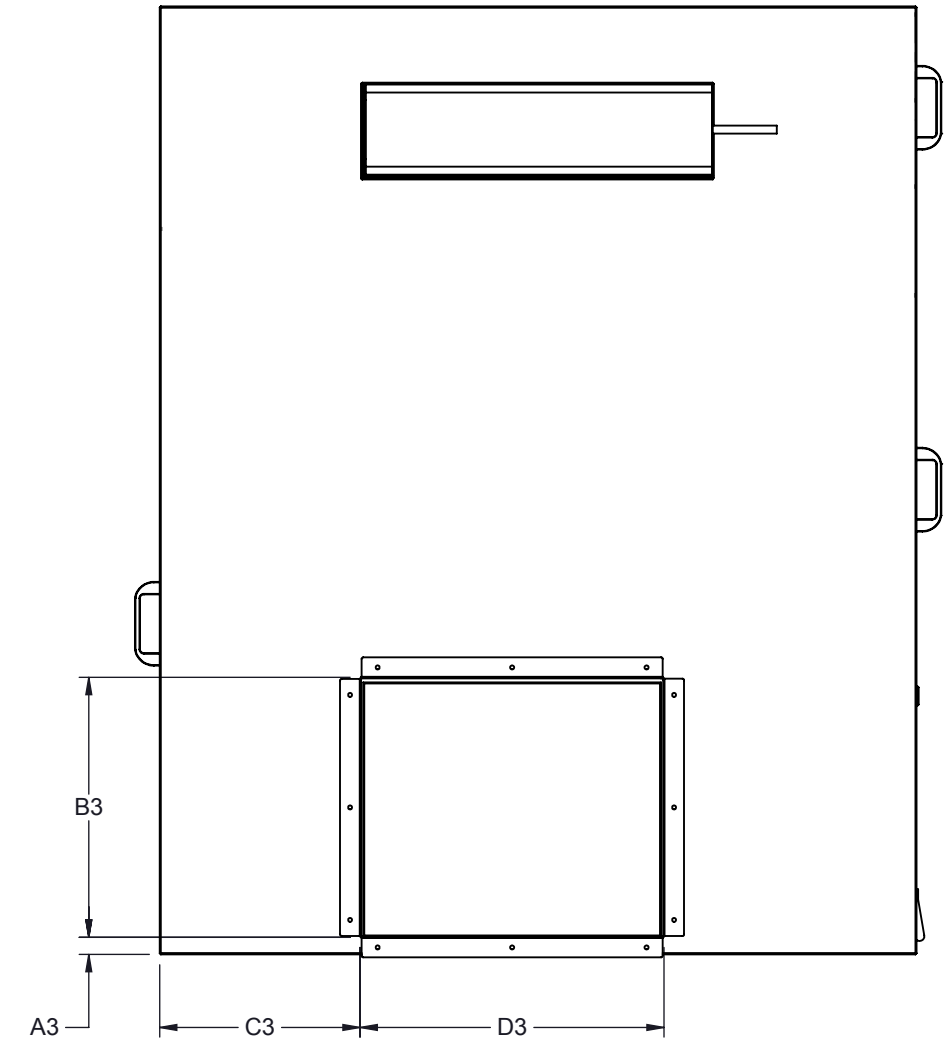
FRONT/INTAKE/RETURN END



BOTTOM DISCHARGE				
UNIT	A2	B2	C2	D2
LW03	1 3/4	13	8 1/2	13 1/4
LW05		14	14 1/8	15 3/4
LW08		16 1/4	12 5/8	18 3/4
LW10				
LW12		19	12 1/2	
LW15				

### TOP DISCHARGE

FRONT/INTAKE/RETURN END



TOP DISCHARGE				
UNIT	A3	B3	C3	D3
LW03	1 1/4	12 7/8	8 1/2	13 1/2
LW05		14	14	16
LW08		16 1/4	12 1/2	17 3/4
LW10				
LW12		19 1/4		
LW15				

**NOTES:**

FILTER RACK HAS BEEN REMOVED FOR CLARITY

TOP DISCHARGE VIEW HAS OPTIONAL DUCT DAMPER SHOWN

Desert Aire has a policy of continuous product and quality improvement. Specifications and dimensions are subject to change without notice. This drawing and information contained herein are the exclusive property of the Desert Aire Corporation. Any use detrimental to the interests of Desert Aire is prohibited.

ALL DIMENSIONS ARE IN INCHES  
TOLERANCE ± 1/8"

All Dimensions in Inches  
All Angles 90°  
All outside corners 0.125" fillet  
Unless Otherwise Specified



Third Angle Projection

Part weight

Tolerance Unless Otherwise Specified  
X.X ±.125  
X.XX ±.060  
X.XXX ±.030  
Angles ±1°

Drawn ASV Date Released 07/22/2016

Sheet 2/3

Scale NTS Rev. 0

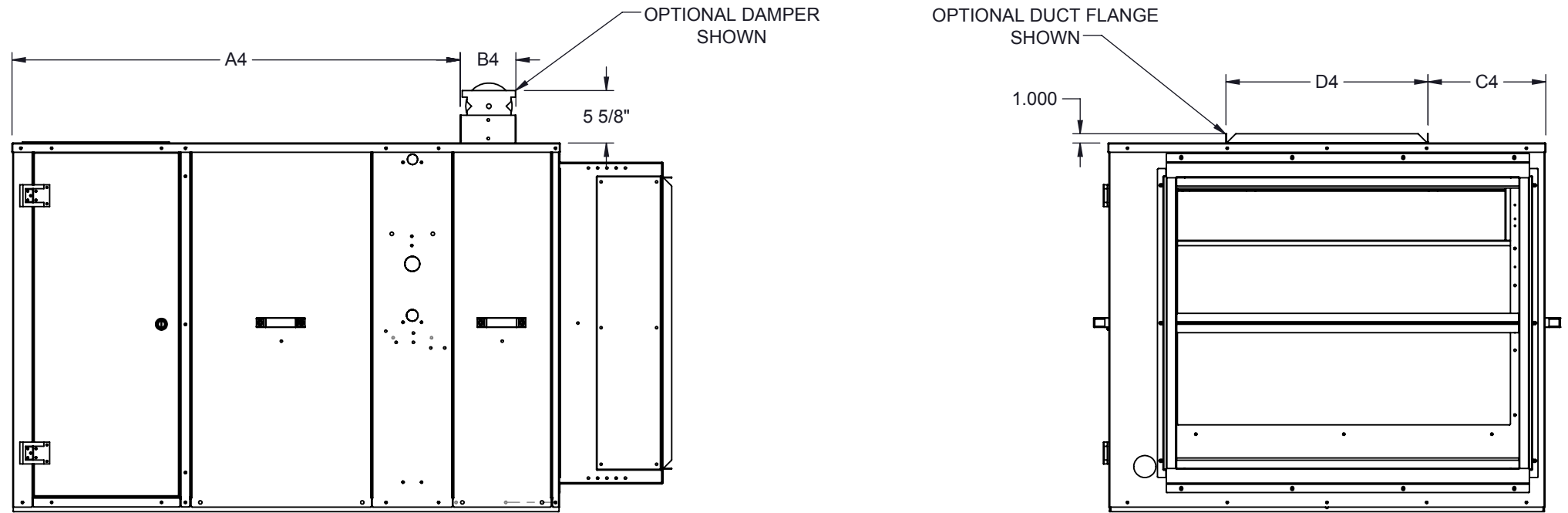


N120 W18485 FREISTADT RD  
GERMANTOWN, WI 53022  
Tel: (262) 946-7400  
Fax: (262) 946-7401

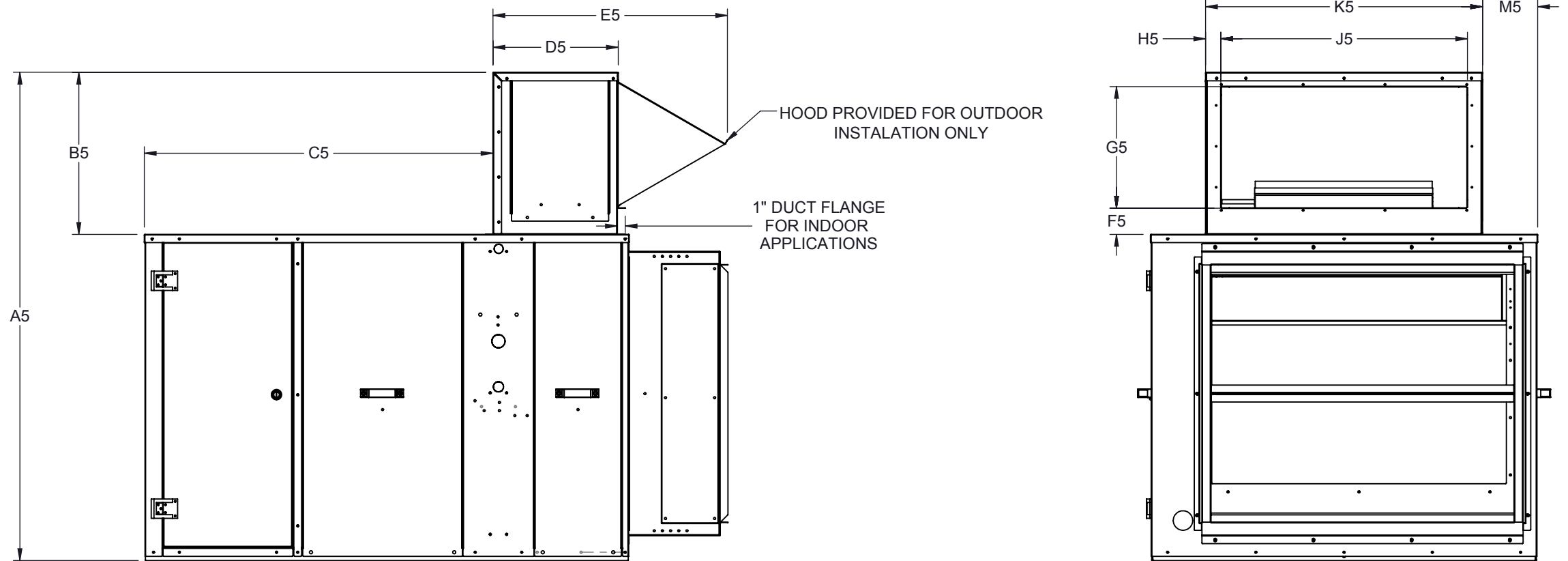
Description EXPERTAIRE GA

Page Title LW DISCHARGE OPTION

Drawing Number G305-001



OPTIONAL DAMPER/DUCT FLANGE DIMENSIONS				
UNIT	A4	B4	C4	D4
LW03	35 1/2	6	6 1/2	21 7/8
LW05			11 3/4	
LW08			12 3/4	
LW10	51 3/8	8	4 5/8	43 7/8
LW12				
LW15				



OPTIONAL OUTSIDE AIRE BOX DIMENSIONS											
UNIT	A5	B5	C5	D5	E5	F5	G5	H5	J5	K5	M5
LW03	50 1/4	19 7/8	29 5/8	15 3/8	28 5/8	3 1/4	14 7/8	1 7/8	30 1/4	33 7/8	1/4
LW05			42 5/8								5 3/4
LW08			43 1/2								6 3/4
LW10	72 3/4	19 7/8	43 1/2	19 3/8	32 5/8	3 1/4	14 7/8	1 5/8	45 1/4	48 3/8	2 1/2
LW12											
LW15											

Desert Aire has a policy of continuous product and quality improvement. Specifications and dimensions are subject to change without notice. This drawing and information contained herein are the exclusive property of the Desert Aire Corporation. Any use detrimental to the interests of Desert Aire is prohibited.

All Dimensions in Inches  
All Angles 90°  
All outside corners 0.125" fillet  
Unless Otherwise Specified

Tolerance Unless Otherwise Specified  
X.X ±.125  
X.XX ±.060  
X.XXX ±.030  
Angles ±1°

**DESERT AIRE**  
N120 W18485 FREISTADT RD  
GERMANTOWN, WI 53022  
Tel: (262) 946-7400  
Fax: (262) 946-7401



Third Angle Projection

Part weight

ALL DIMENSIONS ARE IN INCHES  
TOLERANCE ± 1/8"

Drawn	ASV	Date Released	07/22/2016	Description	EXPERTAIRE GA
Sheet	3/3			Page Title	LW OPTIONAL OUTSIDE AIR
Scale	NTS		Rev.	0	Drawing Number
					G305-001