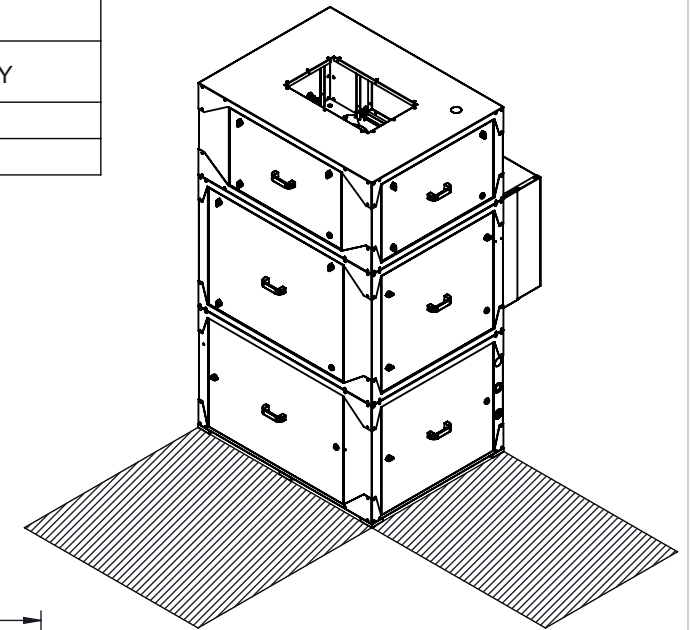


G807-003

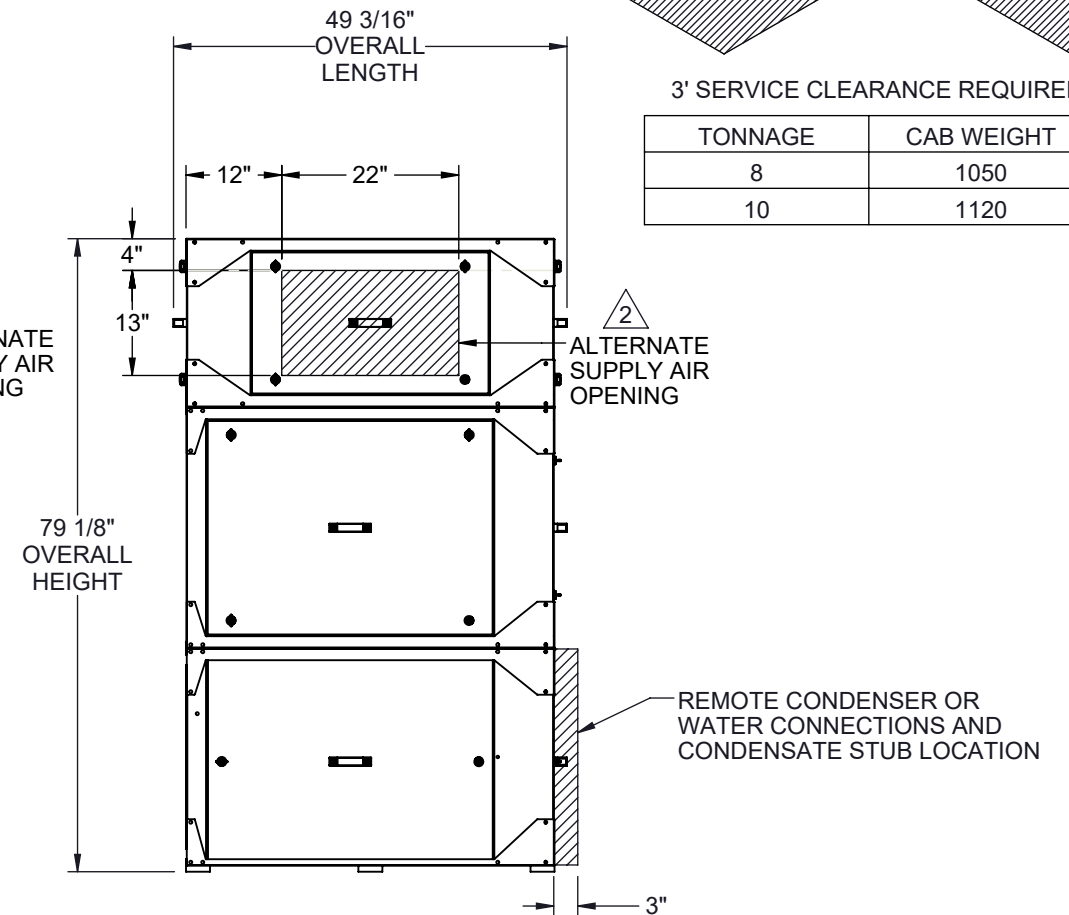
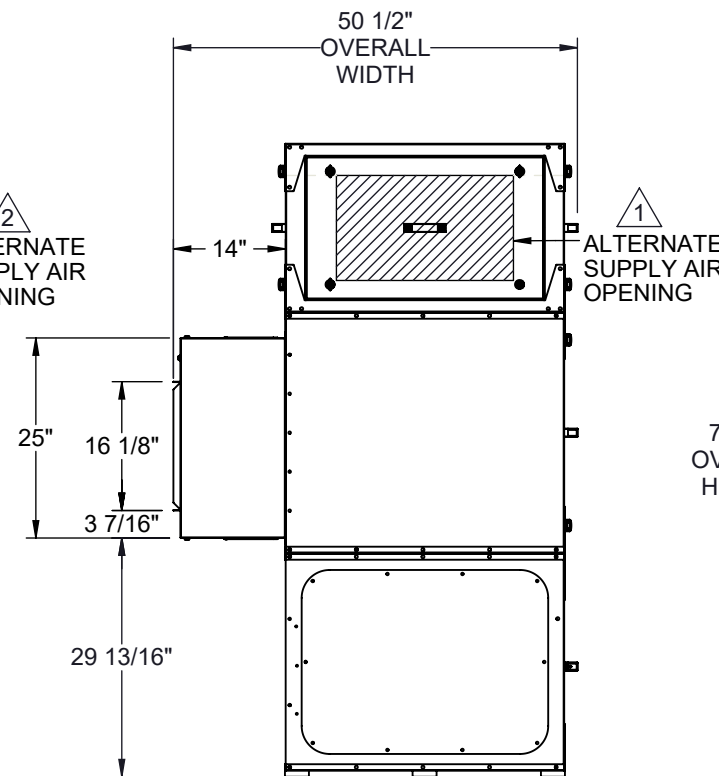
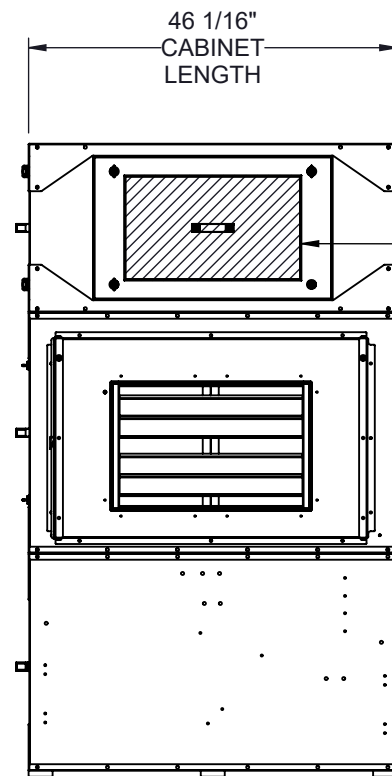
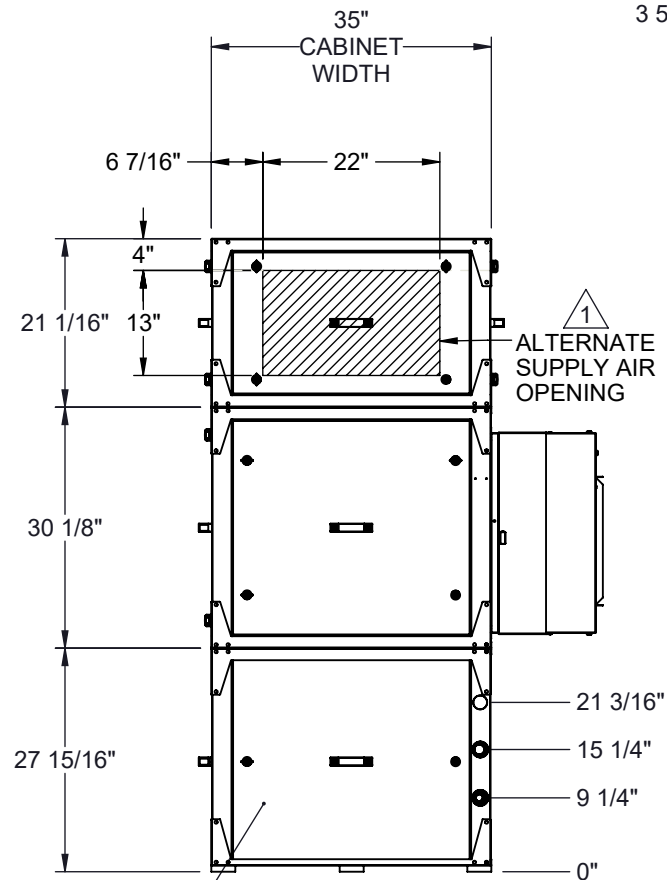
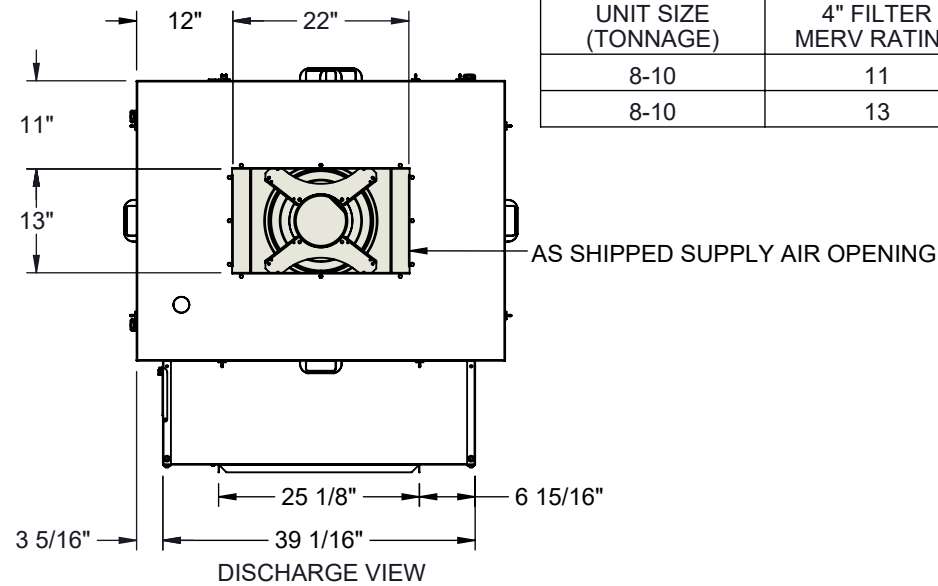
- 1 SUPPLY LOCATION DIMENSIONS ARE TYPICAL
FOR LEFT SIDE AND RIGHT SIDE VIEW
- 2 SUPPLY LOCATION DIMENSIONS ARE TYPICAL
FOR FRONT SIDE AND BACK SIDE VIEW

FILTER					
UNIT SIZE (TONNAGE)	4" FILTER MERV RATING	4" FILTER PART NUMBER	NOM WIDTH	NOM HEIGHT	QTY
8-10	11	870-106	20	25	2
8-10	13	870-134	20	25	2



3' SERVICE CLEARANCE REQUIRED

TONNAGE	CAB WEIGHT
8	1050
10	1120



ELECTRICAL ENCLOSURE LOCATION

LEFT SIDE (SERVICE ACCESS) VIEW

FRONT SIDE
(O/A INTAKE) VIEW

RIGHT SIDE
(NON-ACCESS) VIEW

BACK SIDE
(SERVICE ACCESS) VIEW

NOTES:

1. UNIT CAN BE FIELD CONFIGURED FOR ANY ALTERNATE SUPPLY AIR LOCATION SHOW SEE I/O MANUAL FOR DETAILED INFORMATION TO RELOCATE SUPPLY AIR OPENING
2. ADD AN APPROXIMATE 1/2" TO CABINET DIMENSIONS FOR EXTERIOR PANEL FASTENERS
3. FILTER RACK AND ALL DOORS ARE REMOVABLE FOR ADDITIONAL CLEARANCE

WATER COOLED AND HEAT PUMP CONDENSER CONNECTIONS		OPTIONAL REMOTE CONDENSER CONNECTIONS		CONDENSATE DRAIN CONNECTION
WATER LINE SIZE DIMENSIONAL COPPER		REFRIGERANT LINE SIZE DIMENSIONAL COPPER		PVC
INLET	OUTLET	DISCHARGE	LIQUID RETURN	OUTLET
1 1/4"	1 1/4"	1 1/8"	5/8"	1"

Desert Aire has a policy of continuous product and quality improvement. Specifications and dimensions are subject to change without notice. This drawing and information contained herein are the exclusive property of the Desert Aire Corporation. Any use detrimental to the interests of Desert Aire is prohibited.

ALL DIMENSIONS ARE IN INCHES
TOLERANCE $\pm 1/8"$

All Dimensions in Inches
All Angles 90°
All outside corners 0.125" fillet
Unless Otherwise Specified



Third Angle Projection

Part weight

Tolerance Unless Otherwise Specified	
X.X	±.125
X.XX	±.060
X.XXX	±.030
Angles	±1°

Drawn

Sheet

Scale

Date Released	12/23/
---------------	--------

N120 W18485 FREISTADT RD
GERMANTOWN, WI 53022
Tel: (262) 946-7400
Fax: (262) 946-7401

Description

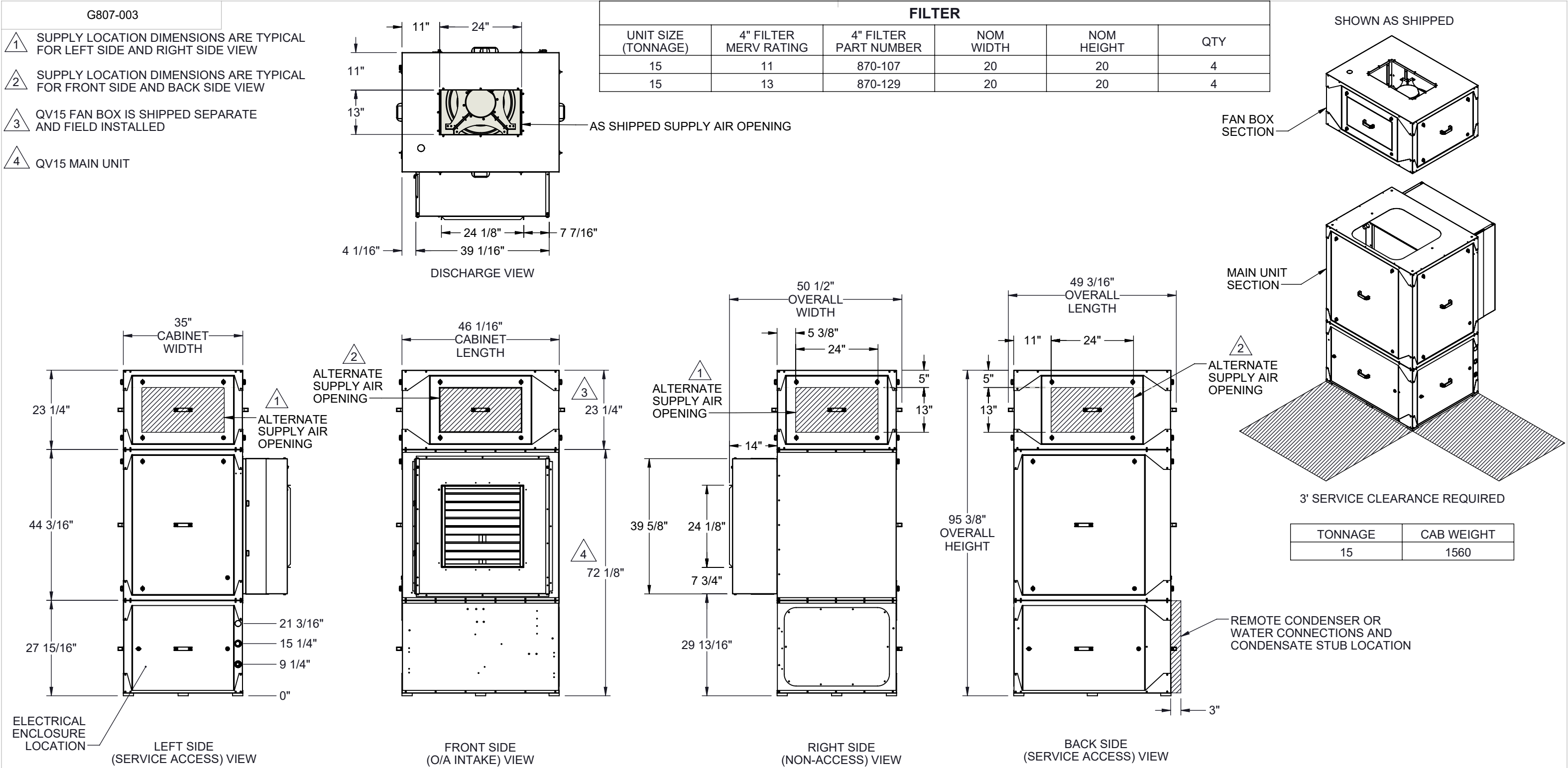
QV 4-15.VERTICAL W/ OA BOX

Page Title

8-10 T VERTICAL W/ OA BOX CAB

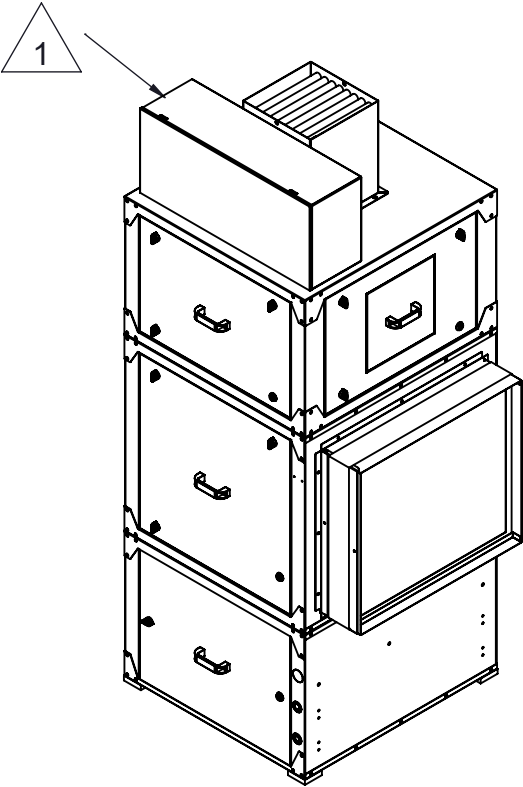
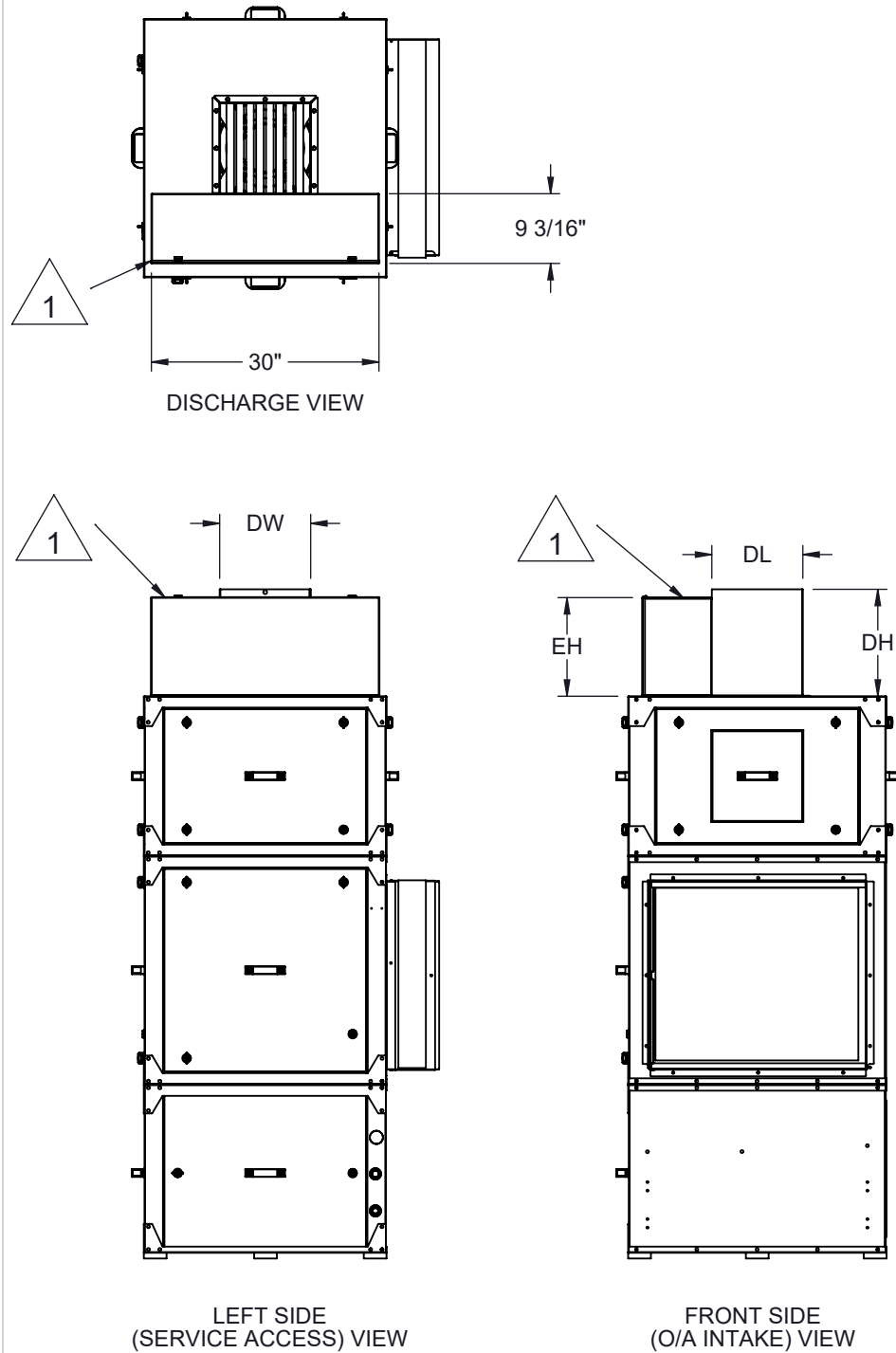
Drawing Number:

G807-003



G807-003	APPLICABLE UNIT	AIRFLOW ORIENTATION	MAX KW / SUPPLY VOLTAGE																		DUCT HEATER DIMENSIONS							
			240/1/60			240/3/60			480/3/60			600/3/60			208/1/60			208/3/60			DL	DW	DH			EH		
			SML	MED	LRG	SML	MED	LRG	SML	MED	LRG	SML	MED	LRG	SML	MED	LRG	SML	MED	LRG			SML	MED	LRG	SML	MED	LRG
	QV04-05	VERTICAL	16	N/A	30	15	N/A	37	18	N/A	42	20	N/A	40	15	N/A	26	16	N/A	32	12"	12"	14"	N/A	23"	13"	N/A	22"
	QV08-10	VERTICAL	16	30	40	15	37	55	18	42	70	20	40	62	15	31	37	16	32	50	22"	13"	14"	21"	33"	13"	20"	32"
QV15	VERTICAL	20	32	45	25	50	60	26	50	74	26	46	66	20	28	39	22	45	54	24"	13"	14"	21"	33"	13"	20"	32"	

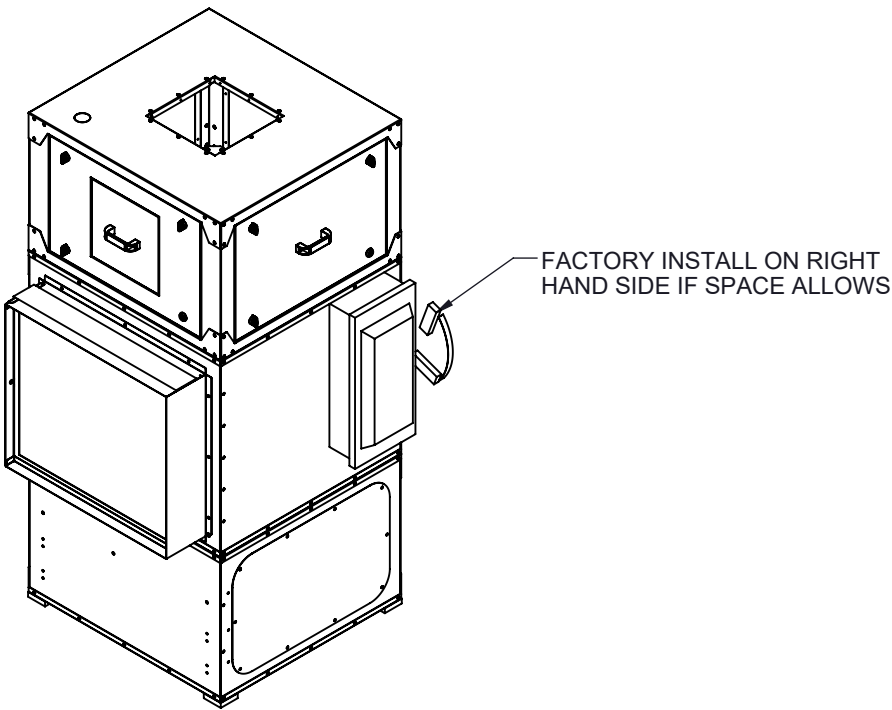
DUCT HEATER OPTION VIEWS



- NOTES:
- DUCT HEATER MUST BE INSTALLED IN AIRFLOW ORIENTATION ORDERED
 - CONTACT FACTORY FOR NEW HEATER IF CHANGE TO SUPPLY ORIENTATION IS DESIRED

1 HEATER IS FACTORY SUPPLIED ACCESSORY FIELD INSTALLED

DISCONNECT OPTION VIEW



- NOTES:
- DISCONNECT LOCATED AS SHOWN OR FACTORY SUPPLIED AND FIELD INSTALLED

Desert Aire has a policy of continuous product and quality improvement. Specifications and dimensions are subject to change without notice. This drawing and information contained herein are the exclusive property of the Desert Aire Corporation. Any use detrimental to the interests of Desert Aire is prohibited.		All Dimensions in Inches All Angles 90° All outside corners 0.125" fillet Unless Otherwise Specified		Tolerance Unless Otherwise Specified X.X ±.125 X.XX ±.060 X.XXX ±.030 Angles ±1°		N120 W18485 FREISTADT RD GERMANTOWN, WI 53022 Tel: (262) 946-7400 Fax: (262) 946-7401	
Third Angle Projection		Drawn ASV		Date Released 12/23/2019		Description QV 4-15,VERTICAL W/ OA BOX	
ALL DIMENSIONS ARE IN INCHES TOLERANCE ± 1/8"		Sheet 4/4		Page Title OPTIONS		Drawing Number G807-003	
Part weight		Scale NTS		Rev. 0			