

Basic Outdoor Air Energy Recovery System

Every commercial pool requires the introduction of outdoor ventilation air during occupied times. The rate of introduction is dependent on the pool size, deck space, and occupancy. The introduction of this ventilation air helps to maintain air quality in the space. Refer to DESERT AIRE Technical Bulletin #5 for a detailed summary of the requirements in current standards.

DESERT AIRE offers its basic outdoor air energy recovery system option to integrate ventilation air into the dehumidification package. The dehumidifier blower will act as the ventilation fan and supply air blower. The integral exhaust air blower removes the air to establish a negative pressure in the space to prevent moisture migration to other parts of the building.

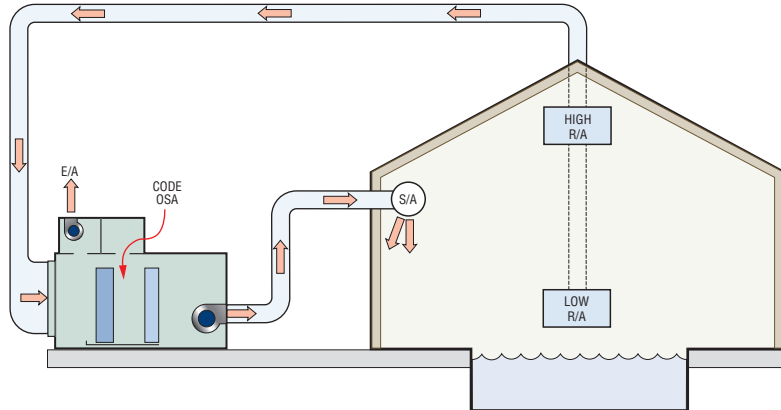


Figure 1 - Basic Outdoor Air Energy Recovery System Conceptual Airflow Diagram

The SelectAire™ control system simplifies air balancing while maintaining the correct proportions of return air, supply air, exhaust air and outdoor air. The system works by monitoring and controlling the static pressure difference at three areas: the outdoor air intake, evaporator coil, and the zone/ambient. The pressure difference at the specially designed orifice in the outdoor air flow path controls the outdoor airflow. Monitoring the pressure drop through the evaporator and controlling the evaporator bypass damper maintains the flow rate through the evaporator and optimizing the moisture removal. Monitoring the difference between the zone pressure and ambient pressure controls the exhaust fan and helps to guarantee the negative static pressure within the space so critical to the building envelope. The control system then modulates the respective damper in response to the pressure readings to achieve the desired airflow.

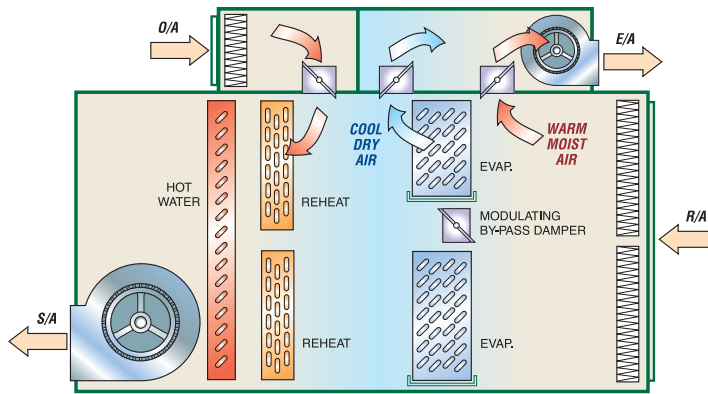


Figure 2 - Schematic for Outdoor Air

The DESERT AIRE SelectAire™ dehumidifier includes a modulating damper to divert a specific flow rate of air through the evaporator coil. This automatically provides a constant airflow and load for the evaporator coil and optimizes the moisture removal efficiency of the system. Similarly, even if outdoor air is preheated, it should always be introduced downstream of the evaporator coil. Cold and dry air introduced before the evaporator coil will lower the unit's dehumidification capacity.

In the SelectAire™ system outdoor air is filtered and a modulating motorized damper controls the introduction of outdoor air as follows:

Unoccupied Mode

OSA damper is closed. Unit will be in recirculation mode. The exhaust air fan will be adjusted to maintain a small negative air balance in the pool room.

Occupied Mode

Code ventilation is maintained. Volume is established in the field by a qualified test and balance technician. Outdoor air is preheated as required to provide mixed air temperature at or above the space dewpoint. The preheater uses a feedback modulating control algorithm. The auxiliary heater is controlled based on zone sensors. Compressors are activated as required by the SelectAire™ standard sequence.

Heating Mode

For all integral heating elements the controller shall use a zone reset of supply air temperature sequence instead of an on/off method. The proportional plus integral loop will calculate a supply air temperature that maintains the pool air temperature in all modes defined above. The auxiliary heat must be sized for the maximum purge air volume at the local winter design condition.

Energy Recovery

SelectAire™ systems have two exhaust air dampers. One is upstream of the evaporator coil and one is downstream. This special design of the SelectAire™ option allows the system to take advantage of basic thermodynamic principles while not impacting the unit's sensible cooling capacity.

- When the space requires heating, air is exhausted after the evaporator coil which recovers the energy contained in the exhaust air prior to its discharge.
Principle # 1: Exhaust air at its coldest point.
- In the cooling mode, air is exhausted before the evaporator coil which is warm and humid.
Principle # 2: Exhaust air at its warmest point.

DESIGN FEATURES

The SelectAire™ system uses the principle of a heat pump to recover energy in the heating mode by operating one of the two circuits in conjunction with exhaust air. Exhaust air consists of two energy components: sensible and latent. The cold evaporator coil absorbs both of these components. In addition to this energy the energy required to operate the compressors is returned in the form of heat. This option provides high COP efficiency to the exhaust air recovery cycle.

The SelectAire™ is the most efficient method to recover the total energy of the exhaust air. Since the airflows and loads are maintained through the special airflow control sequence the amount of recovery can be optimized. Other systems that use passive heat exchangers cannot recover latent energy during the majority of the operation and the amount of sensible recovery is dependent on the outdoor temperature. In addition, their actual recovery effectiveness is variable as it changes based on the temperature differential. Passive heat exchangers require additional fan energy and cannot take full advantage of free outdoor air cooling unless bypass dampers and controls are installed. The SelectAire™ has a constant rate of energy recovery because it is using the heat pump principle when activated and is always controlled automatically based on the zone condition.

Additional design features of the SelectAire™ System are:

- VFD for exhaust air
A room pressurization scheme maintains a negative pressure in the space. A unit mounted pressure transducer is provided by Desert Aire. 1/8" pressure tubing is run to the space and to the outdoor air by the installing contractor. Suitable terminations are provided by Desert Aire.
- Outdoor Air Balance Plate Calibrated by Desert Aire to control outdoor air damper.
- Exhaust Air Balance Plate
Calibrated by Desert Aire, installed between the cold air and warm air dampers to maintain the proper ratio of exhaust air from these two locations to ensure a building negative pressure.
- Return air static pressures up to 1.5 inch WC and supply air static can be up to 2.0 inch WC

For a more detailed analysis, please refer to DESERT AIRE Technical Bulletin 6 - SelectAire™ Heat Recovery System.


Covered by Desert Aire United States Patent # 5,682,754

OPTIMIZING SOLUTIONS THROUGH SUPERIOR DEHUMIDIFICATION TECHNOLOGY

N120 W18485 Friestadt Road, Germantown, WI 53022 sales@desert-aire.com

Ph: (262) 946-7400 - www.desert-aire.com



 **WARNING:** Cancer and Reproductive Harm - www.P65Warnings.ca.gov